



# Shep-O-Gram

German Shepherd Dog Club of Minneapolis/St Paul

July 2020



## Shep-O-Gram

**Editor** Julie Swinland

651-457-5459

Blackforestgsd@msn.com

## GSDC MSP Officers

**President** Mike Metz

651-489-7467

lindenhillgsd@comcast.net

## Vice President

Julie Swinland

651-457-5459

Blackforestgsd@msn.com

## Secretary

 Kim Morris

651-270-2351

kmorris4369@hotmail.com

## Treasurer

 Laura Meyer

651-451-4013

Blcmeyer920@msn.com

## Board members

Ann Jeddeloh

Jen Johnston

Laura Herweyer-Newland

## Training Director

Position Open



Plans changed for training. A puppy class started last week outdoors at a park. We are still working toward opening up the other obedience classes, rally, and conformation. Mike Metz and I met with Sally Connors to discuss our future training at the Animal Inn and we plan to start having various one night classes starting in September. Classes discussed included, beginning agility, tricks, nose work, obedience problems, etc. We might have some outside speakers. We are hoping to have a committee meeting in the next week to create our plan and schedule. Rally and conformation classes will also restart in September. If you have any ideas for classes let me know.

You have probably heard that we will not have a specialty show this year. That gives us a lot of time to plan for next year.

We had our first agility trial since the pandemic and it was well attended. Everyone complied with social distancing and wearing masks. No masks were required while running a dog. Pictures are on pages 2-5.

Cynthia Curran has written a review of the book The Dingo Debate. You will find the review on Pages 11-12.

We have our next agility trial, herding trial, and Fun Day all in September. The obedience/rally trial is in October.

Our 70th anniversary celebration will be held in conjunction with the annual banquet in March 2021. We moved our banquet to March because of the tendency for the weather to cause problems in January.

Julie Swinland  
blackforestgsd@msn.com

## Index

Page 1 Editorial

Page 2-5 Agility trial

Page 5 First Puppy Class

Page 6-7 Obedience Tid Bits by  
Amber Esifeld

Page 7 Bloat chart

Page 8 Socialization and Obedience  
Workshop Information & Soggy

Page 9 Ceyla A Dog For all Seasons

Page 10 Brags & GSDCA Health  
Award of Merit

Page 11-12 Book Review

Page 12 Puppy Class

Page 13 Membership Applications


Page 14 Heat and Dogs

Page 15 Tick Tool Time

Page 16 Event Calendar  
& Training Schedule

August 14 Membership Meeting by phone

# GSDCMSP July 17-18 Agility Trial




Rhonda Meath - Bones

Very hot 2 day trial but it was great fun. Everyone practiced social distancing, and wore masks except while running.

Trial Chair: Rhonda Meath,  
Trial Committee: Jeanne Sutich, Connie Halfen, Katie Halfen, Cathy McKeon, Jennifer Johnston, Mary Bente, Dawn Ebbenga, Carla Scott, and Members of the GSDCMSP



High Scoring  
Junior Marissa  
Zuccone & Hazel




Rhonda Meath - Lila



Cathy McKeon - Gia




Dawn Ebbenga - Ozzie



Rhonda Meath - Lila





Jennifer Johnston-  
Floki




Carla Scott - Momo



Carla Scott - Momo



Mary Bente - Arrow



Dawn Ebbegna - Ozzie







Cathy McKeon - Gia



Linda Brock - Sally



Rhonda Meath - Bones



Mary Bente - Arrow



Carla Scott - Momo



Cathy McKeon - Gia



Tables of merchandise and ribbons.



Even the camera had an N95 mask!

The Board would like to thank Julie Swinland for taking time out of her days to take these great pictures at these events!  
Thank you Julie!




# Obedience Tid Bits by Amber Eisfeld

## 1. Always pick up after your dog

Picking up waste from your pet is by far the #1 pet etiquette rule, because pet waste can spread disease and not picking it up is just plain gross. Don't aggravate other dog owners or neighbors walking outside – pick it up and toss it away in a specified pet waste basket!

## 2. Don't let them treat everything like a fire hydrant

It's understandable that after a long day of being inside, it's going to be hard for your dog to hold it. But try your best to keep your dog from using the bathroom in high traffic areas. If your dog has an accident in the lobby, hallway, elevator it is your job to clean it up.



## 3. Keep them on leash in the city and in your apartment/condo building

I love dogs, you love your dog; but not everyone in the building is a dog lover. People may be afraid, allergic or just don't like dogs. Keeping your dog on a leash is the courteous thing to do, but it could also be the law depending on where you live. It's also important when coming into entryways, hallways and elevators that your leash is short and that you don't let your dog charge into spaces. Not every dog wants to meet your dog. When you are in a situation where you can not avoid other dogs ensure your leash is kept short that way no interactions between dogs can happen. If a dog happens to show that he wants space the best thing to do is keep moving past the dog. Stopping and allowing your dog to fixate will only make the situation worse.

If you know other dog owners who have dogs that are friendly, and they like to meet that is great! Keep in mind that if other dogs pass keep that leash shorter just in case your dog wants to go say hi to a dog that may not welcome them in their space.

## 4. Let people know if your dog doesn't like attention or other dogs.

The first thing I do when I see a dog is ask if I can pet it. Sometimes, though, a dog may not like other people aside from its owner. If your dog is timid, shy, standoffish or scared around people, let them know of the situation if they ask to pet the dog.

If your dog does not like other dogs it is okay for your dog to have space. It is okay to ask other dog owners to have their dog on a shorter leash.

Some dogs have different quirky things about them. For example, German Shepherds do not typically like it when dogs or humans stare at them. They see this as a potential threat. The best thing to do is to break your dog's focus by engaging in something they already know how to do. If you're a human and you are staring at a dog and they bark at you the best thing you can do is not make eye contact.

## 5. Control their barking

There is no bigger pet peeve for your neighbors than a dog that barks uncontrollably. Usually this occurs when someone knocks on the door, or they hear someone in the hallway that startles them. But it too can happen when you're away, because they're sad, bored, etc.

If you have received noise complaints from neighbors, take it seriously and figure out what is causing your



## Obedience Tid Bits Continued

dog to bark. You may ask the vet or a dog trainer on ways to control the barking when you're away from the apartment home.

### 6. Make sure your dog gets ample exercise outside

One of the top reasons a dog makes noise is because they aren't getting enough exercise. They can get destructive due to boredom, or they can make noise by running around the apartment to work off extra energy. The activity needs vary by breed, but all dogs need to get out and stretch their legs. Give them extra time in the morning and evening, do training, hire a midday dog walker or go to dog classes.

### 7. Play by the "dog park" rules

Apartments/Condos may have dog parks which are shared spaces where both people and dogs interact. It's not a personal playground, so play by the rules of the park and be a good neighbor. Dog parks are not always ideal for German Shepherds so just because your apartment or condo has one does not mean you need to use it.

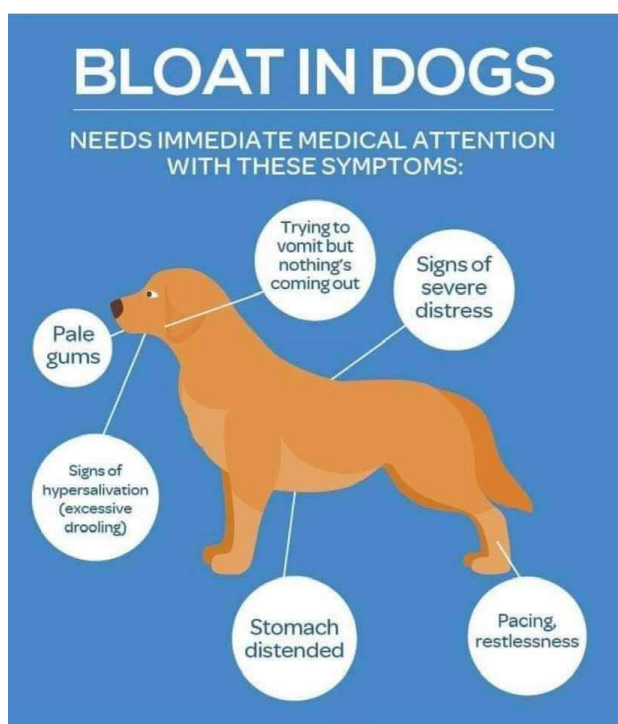
### 8. Try to get your dog on a reasonable schedule

Schedules are great for dogs; it helps them get into a routine and gives them assurance of when they can expect food or be let outside. Just be mindful of your neighbors when establishing a schedule. If your schedule necessitates going for walks during odd hours, make sure your dog is quietly under control until you get outside.

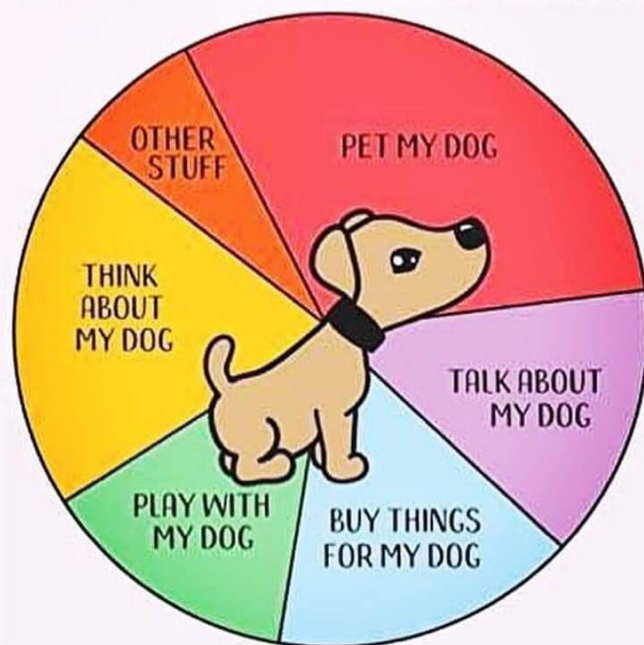
### 9. Don't rule out professional training

If you're getting a lot of complaints from different folks about your dog's behaviors or you are genuinely concerned for your own dog, finding a trainer maybe necessary. All breeds, size and age should have a foundation of good manners and obedience.

Ensure your dog gets plenty of mental and physical exercise. German Shepherds are working dogs. They need to be worked even if that work means obedience, going on walks or hikes. They will not be good apartment/condo dogs if you do not meet their needs.



## A PIE CHART OF MY LIFE





**Check out GSDCMSP's Socialization/Obedience Workshop with Ron Halling & Lisa Veit on FaceBook for current information on the next Socialization/Obedience Workshop and training tips and videos.**

Aug 9

Sept 13

Veteran's Park is located on the South side of  
Apple Valley American Legion Post 1776  
14521 Granada Drive, Apple Valley, MN 55124



We'll practice 10' rule on our spacing. If we have more than twenty people in our group we may have to split the group.

We will only use our own dogs for demos as there will be no touching of your dogs by us. Please have your own sanitizer.

The day will begin promptly at 10 am lecture whether you're seated or not as time will be tight. After the lecture ends at 11 we'll take a very short potty break for the dogs and do the hands-on class until 12pm. There will be Q&A for personal issues until 12:15.

The afternoon activity class will begin at 12:30 pm. This summer we'll expand the owner's and dog's obedience lessons that include low jumping on command including proofing a retrieve utilizing a set of treats and targeting. The second part of the session we'll work on off-leash heeling. The last part of the class will be devoted to work on dominance rather than obedience, how you can control your dog without commands. It's a fun concept that works!

**If you're new to the workshops, please contact Ron to discuss which class is right for you and any issues ahead of time.**

**Ron Halling**  
**hallings@frontiernet.net**  
**612-720-1536**

### **Tips From Ron**

There are How-To videos on topics such as Drop on Recall, stand for Exam, and dealing with an attacking dog, on Socialization/Obedience Workshop page on FaceBook at <https://www.facebook.com/GermanShepherdtrainers/>.

## **Soggy** by Julie Swinland





# Ceyla a Dog for all Seasons

Melissa McIntyre

Ceyla, you will be missed by many....

It is with a broken heart that I share with you that my beloved Ceyla died last Thursday, I wasn't ready to post this until now. She had a tumor in her abdomen with metastasis to her lungs ... it came on very fast and it was the right choice to put her to sleep...no more pain...She was 11 years old!


She was an amazing sweet dog who was happy doing anything as long as it was with me.. she was a velcro dog and rarely not by my side.. She LOVED babies, dog babies and when those babies grew up she still loved them. She was a mother to 7 beautiful pups and a great nanny to all of Linea's babies too. One of her pups is a service dog and one a very well known SAR (Search and Rescue) dog who has even been in the evening news.

She was my service dog for several years and we also competed in obedience, Schutzhund, agility, barnhunt, nosework, conformation, weight pull, rally, lure coursing, dock jumping (which was her ultimate favorite), and was also a therapy dog.

My Baby Girl, I will remember you always!!

UCDX UROC URO3 UAG1 UJJ UWP Int CH UCH SG  
Ceyla vom Gildaf BH AD UD GN RAE RL1 CA NW1  
RATN DJ JJ TC TDI CGCA OV

High in Trials (AKC)  
High in Trial Rally Novice (AKC)  
High in Trial Rally (UKC)  
High Combined Rally (AKC) x8  
Best in Show-Altered (UKC) x2  
2010 #4 GSD Dock Dogs Big Air World Team Rankings  
2011 #7 UKC All Stars Rally Level 1  
2011 #10 in Novice B GSDCA  
UKC Super Dog Award  
2012 #2 in Graduate Novice in GSDCA  
2012 #3 in Open A in GSDCA  
United Rally Obedience Champion (UKC)  
2014 GSDCA #6 Dam of Annual Training Achievement Award  
High in Open Class-(Barnhunt)






# Brags

Lokki and Karlyn travelled to Grand Forks for the Scent work trial! Saturday Lokki passed two Excellent Containers runs. The first run got him his Excellent Container Title and 4th place with 1.46 minutes out of the 3 minutes allowed.

Sunday we did our first Master's where you do not know how many hides are in all the containers. Could be 0 or 4. Lokki found two... I waited thinking Judge would not just have two. DUH... trust your dog and don't think! Well, I the handler did not not pass.

We did not pass the Advanced Interior which was a bummer as we only needed one pass to title. Judge said Lokki saw where the hide was and was looking right at it and trying to figure how to get to it fast. But Lokki



would have had to jump down from the high narrow steps, across a bench steps. Lokki almost jumped then hesitated to take the high leap. We could not run around the bench to source location and we ran out of time. Yes, leap from top of the steps across the bench was not what this big 11 year boy old could do safely.

Sunday was our first buried trial. Lokki passed both runs and got a second place with a .08:25 second find.

We did two Exterior searches. He found the first in under 30 seconds BUT HIS LOSER HANDLER DID NOT CALL FINISH .. he passed but I caused his placement by running the clock out! Judges are not allowed to hint to you to say finish.

## GERMAN SHEPHERD DOG CLUB OF AMERICA

### HEALTH AWARD OF MERIT ~ OFA TERMS & TEST EXPLANATIONS

(These terms and explanations are excerpted directly from the OFA and GSDCA public websites, August 18, 2018.  
Please refer to those websites for additional references and current details)



The OFA created the Canine Health Information Center (CHIC) by partnering with participating parent clubs to research and maintain information on the health issues prevalent in specific breeds. OFA has established a recommended protocol for breed-specific health screenings. Dogs tested in accordance with that protocol are recognized with a CHIC number and certification. OFA recognizes that the more information stored and accessible in these databases, the better it will be for every breed. And so they encourage all breeders to attain CHIC certification if their breed participates in the CHIC program. A dog achieves CHIC certification if it has been screened for every disease recommended by the parent club for that breed and those results are publicly available in the database.

The GSDCA requires hip and elbow *screening* and submission of Temperament Test (TT) *results* for a CHIC number.




# THE DINGO DEBATE: Origins, Behaviour and Conservation.

Edited by Bradley Smith. CSIRO, 2015.

The only thing I knew about dingoes until a few months ago was the terrible case of the death of tiny baby Azaria Chamberlain. Meryl Streep increased the infamy of dingoes when her cry of 'A dingo ate my baby' reverberated throughout audiences on several continents. And the cast of Seinfeld firmly cemented the place of the poor dingo in popular culture by mimicking Streep's line from the film. So, I was very interested when an essay by Bradley Smith on this indigenous Australian canid popped up on my newsfeed. I was isolating, not busy as usual with dog classes and competitions, and I settled in to read about dingoes. And I was hooked.

Bradley Smith is an animal behaviourist who is one of the leading experts on dingoes, as it turns out, and he has edited a collection of essays on Canis dingo written by other scientists. No matter if your interest in animals is taxonomical, physical, ethnographical or ecological, there is something in this volume to add to your knowledge.



Like wolves, their distant relatives, dingoes have long been the subject of popular myths and stereotypes and have been targeted for extinction because of these beliefs. Dingoes are frequently described as cunning, treacherous, vicious and devious and are such a part of Australian culture that calling a man a dingo is considered an expression of extreme contempt. No surprise, then, that Australian politicians frequently refer to members of other parties as 'dingoes.' This book aims to balance popular views with scientific research.

Dingoes are genetically distinct from dogs and they arrived in Australia about 4000 years ago. Since that time the Australian dingo has remained effectively isolated from other dog or wolf populations and have bred only through natural selection. Dingoes live in highly structured packs of related animals, led by a mating pair. They howl as the main form of communication but bizarrely, they can, like the Norwegian kundehund, rotate their heads through a 90-degree arc to spot prey.

Some foolhardy humans do try to domesticate dingoes. They are cute and will exhibit affection if raised from pups; however, they typically retain their fierce independence (no obedience titles here), have a powerful prey drive (uh oh, kitty) and are escape artists with incredible problem-solving skills. In several of the fascinating pictures in this volume, a dingo is shown climbing a fence over 7 feet high, figuring out how to work a complicated lock and moving a table to enable a climb to get food.



Dingoes come in many colors

In a chapter on the role of the dingo in Indigenous Australian life and spirituality, Bradley Smith examines the art, stories and long-held respect for this animal in Australia's oldest culture. This chapter is fascinating because, despite a close associate with the dingo, Indigenous Australians have never attempted to domesticate them. The dingo holds a place in the natural and spiritual world of Indigenous culture but there is a care not to disrupt the balance through control of breeding or behavioral modification.

The final chapters in this excellent study of the dingo examine the ecological and ethnological conflicts of



dingoes and their greatest enemy, humans. In scenarios reminiscent of coyotes and wolves in the American west, dingoes have been the target of lethal control efforts by sheep and cattle ranchers. Even though the dingo diet consists mainly of kangaroos and small marsupials along with a sprinkling of reptiles and bugs, dingoes have often been blamed for the fall in the sheep market. Research has found it more likely due to disease, drought and the popularity of man-made fabrics. There are dingo fences that range for astonishing distances in Australia but it is no surprise that they cannot keep out these intelligent creatures. The authors of these chapters suggest that a variety of approaches to dingo management must be used from the introduction of shepherding and the use of guardian dogs (Maremmas are used most often) to the establishment of specific dingo protection areas. History has shown that even bullets aren't magic when dealing with the dingo population.

This brings us to the question that led us to read about these fascinating candid: Did dingoes carry away the baby Azaria Chamberlain from her tent? After her mother Lindy Chamberlain was found guilty and spent years in prison for the baby's murder, one appeal was inconclusive and then another freed her and found her innocent. These investigations took from 1980 until 2012. But justice is often influenced by changing cultural attitudes and Rob Appleby the author of this chapter finds no convincing evidence that dingoes ate that baby.

Cynthia Curran



## First Puppy Class with Ron Halling and Lisa Viet



**Left to Right, Susan Helmbrecht- Intern, Tom Temple- Intern, Ron Halling and Lisa Viet-Lead Trainers**

The first outdoor puppy class was held on July 15 at Spooner Park in Little Canada. The first class was lecture without dogs.



Tom's dogs watched attentively.



Class including 17 people and 4 trainers.





## The German Shepherd Dog Club of Minneapolis and St. Paul MEMBERSHIP APPLICATION

Applicant Name (Please Print) \_\_\_\_\_ Date: \_\_\_\_\_

Address: \_\_\_\_\_ Phone: \_\_\_\_\_

City: \_\_\_\_\_ State: \_\_\_\_\_ Zip: \_\_\_\_\_

Email: \_\_\_\_\_

Please indicate the name(s) of any other dog clubs you belong to: \_\_\_\_\_

Number of German Shepherds you own: \_\_\_\_\_ Number of litters bred in the last two years: \_\_\_\_\_

### PLEASE INDICATE (X) THE AREAS IN WHICH YOU MAY BE INTERESTED:

Obedience ☐ Rally ☐ Conformation ☐ Agility ☐ Herding ☐ Breeding ☐ Other (please specify): \_\_\_\_\_

I would be interested in helping with the following activities:

Specialty Shows & Trials: ☐ Fun Matches: ☐ Programs: ☐ Sheep-O-Grass: ☐ Training: ☐  
Hospitality: ☐ Fundraising: ☐ Fun Day: ☐ State Fair: ☐

### PLEASE INDICATE HOW YOU HEARD ABOUT THE CLUB:

Breeder: ☐ Club Member: ☐ Facebook: ☐ Training: ☐ Rescue: ☐ State Fair: ☐ Friend: ☐  
Show/Trial: ☐ Fun Day: ☐ Socialization/Obedience Workshop: ☐ Vet: ☐

I HEREBY MAKE APPLICATION TO THE ABOVE CLUB AND AGREE TO BE GOVERNED BY ITS BY-LAWS.

APPLICANT SIGNATURE: \_\_\_\_\_ DATE: \_\_\_\_\_

MEMBER PROPOSED BY: \_\_\_\_\_

This application must be accompanied by a check for one year's dues and signed by a current club member sponsor. Dues are \$25 for a single membership or \$30 for a couple. Please make checks payable to the GSDC of Mpls. & St. Paul. Return this application at a training class or club meeting or mail with check to:

**Please Note:** At the next Membership Meeting following the date applied, the applicant will be announced in the Minutes, whereas any Club members that may object to membership have 30 days to raise their concern. If no concerns are raised, the applicant receives Membership status as stated in the Bylaws which are on the website at [www.gsdcmb.org](http://www.gsdcmb.org). Dues shall be assessed on a yearly basis from October 1 through September 30. Membership dues for applicants that become members between July of a given year and the December Membership Meeting date of that year will be waived for the following year.

Please direct any questions to [membership@gsdcmb.org](mailto:membership@gsdcmb.org) or call 612-937-9222.

### To be completed by Membership Chair:

Date Dues Paid: \_\_\_\_\_ Check: ☐ Cash: ☐ Club cash box: ☐ Online: ☐ Mailed with Application: ☐

Applicant's name added to membership list: ☐



## German Shepherd Dog Club of America, Inc. Application for Membership

There are two types of membership. **Regular Members:** Minimum age of 18 years. Must be in good standing with AKC. Applicant (and renewing members) agrees to abide by the GSDCA by-laws and the Rules and Regulations of the American Kennel Club. Two endorsements by current members must be provided by new applicants. Applicant's name will be published in the *German Shepherd Dog Review*. Provided no objections have been filed within 30 days of publication in the Review, applicant will be notified that he/she is eligible for all privileges including the right to vote. **Junior Members:** Must be 10 years of age and not more than 18 years of age and shall subscribe to the same criteria as Regular Membership with the exception of the requirement to pay dues. Junior members cannot vote, hold office, or serve on committees other than Junior committees.

To apply and pay **ONLINE** with a credit card, please go to [gsdca.org/join-the-gsdca/apply-online](http://gsdca.org/join-the-gsdca/apply-online).  
You can **MAIL** this form to Laura Gilbert, 557 Dunning Lane, Chesapeake, VA 23322

### Circle Your Desired Membership Type:

Membership Review Category	Delivery	One year	Three year	Five year
Single	Online only	\$45	\$130	\$215
Single	Print & online	\$75	\$215	\$355
Family	Online only	\$70	\$200	\$335
Family	Print & online	\$115	\$325	\$545
Additional delivery charges				
Delivery in poly wrap: \$5.00				
1st Class delivery: \$36.00				
Outside United States: \$24.00				

### Membership Information (please print)

Last Name: \_\_\_\_\_ First Name: \_\_\_\_\_ Middle Initial: \_\_\_\_\_

Date of Birth: \_\_\_\_\_ (Juniors Only)

Address: \_\_\_\_\_

City: \_\_\_\_\_ State: \_\_\_\_\_ ZIP/Postal Code: \_\_\_\_\_

Country: \_\_\_\_\_ Telephone: \_\_\_\_\_ Email: \_\_\_\_\_

**For FAMILY Memberships, provide 2nd member information.** (Family membership is defined as 2 people living in the same household -- principal & one other person).

Last Name: \_\_\_\_\_ First Name: \_\_\_\_\_ Middle Initial: \_\_\_\_\_

Telephone: \_\_\_\_\_ Email: \_\_\_\_\_

**What activities do you enjoy with your GSD?** (Circle all that apply) Agility ☐ Conformation ☐ Herding ☐

House Pet ☐ Obedience ☐ Rally ☐ Schutzhund/Working Dog Sport ☐ Tracking ☐ Other ☐

**Endorser 1 Printed Name & Signature** \_\_\_\_\_

**Endorser 2 Printed Name & Signature** \_\_\_\_\_

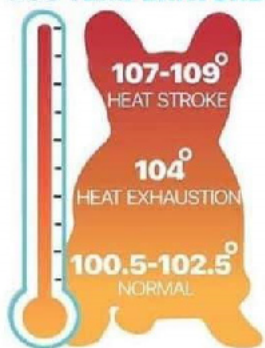
**Applicant/ Member Signature:** \_\_\_\_\_ **Date:** \_\_\_\_\_



# EXTREME HEAT

## KEEP YOUR PET COOL, WHEN IT'S HOT.

### DOG TEMPERATURE



### SIGNS OF HEAT STROKE

- Heavy panting, difficulty breathing, excessive thirst
- Bright red tongue and mucus membranes, which turn grey as shock sets in
- Thick saliva, drooling, vomiting, and/or diarrhea
- Unsteadiness and staggering
- Lethargy

**By the time signs of heat stroke are visible, it's often too late.**


### DANGERS OF HEAT STROKE



### DOGS WHO ARE MORE AT RISK



# Heat Stroke in Dogs



## Signs

- |            |                   |          |
|------------|-------------------|----------|
| Panting    | Weakness          | Shaking  |
| Salivation | Listlessness      | Collapse |
| Vomiting   | Poor coordination | Seizures |
| Diarrhoea  |                   |          |

## What to do

1. Remove the dog from the heat source - seek shade or air-conditioning
2. Cool the dog with water (cool, NOT iced) Spray with a hose, submerge in a bath/pool (if safe to do so), or drape with wet towels and use a fan
3. Check rectal temperature every 10 - 15 minutes and stop cooling if temperature drops below 39.5C/103F
4. Offer the dog a drink of water - do not force them to drink
5. Get the dog to a veterinarian as soon as possible, even if everything seems ok.



## PROTECT YOUR DOG IN THIS HEAT






### 7 SECOND RULE

PLACE YOUR HAND ON GROUND FOR 7 SECS  
TOO HOT FOR YOU  
TOO HOT FOR THEM

### BE CAREFUL WALKING DOGS

AIR TEMP	CONCRETE	ASPHALT
78°	95°	114°
85°	105°	130°
91°	125°	140°

# Tick Tool Time

Product Name Price		Description	Comments
<b>PRO-TICK REMEDY</b> \$7		Tempered steel tool and a small plastic magnifier	Our favorite product for all but tiny deer ticks. The shape of the tool makes it easy to grasp and slide under the tick; the slot of the tick-capturing V is narrow enough to capture all but the tiniest ticks.
<b>O'TOM TICK TWISTER</b> "The Tick Twister by O'Tom" seems to be a newer branding of identical products. \$5		Two plastic tools, small and smaller	If the V is too big on the bigger tool to capture a tiny tick, the smaller one will hook it. This would be our top choice if tiny deer ticks were the primary tick found in our area. The tools themselves are small and a bit difficult to maneuver for thicker-fingered folks.
<b>TICK EASE TICK REMOVAL TWEEZERS</b> \$10		Two-ended stainless steel tool with V-shaped slot on one end and tweezers on the other	We would disregard this tool because of the tweezers (which we don't recommend), but the narrowest part of the V-shaped slot on the other end of this tool is as narrow as the other metal tools recommended above and its handle might be easier for thick-fingered people to use.
<b>THE TICK KEY</b> \$7		Aluminum tool	Not recommended. Although the V-shaped slot is about the same size as that of the Pro-Tick Remedy and the Tick Ease, the shape of the tool makes it much more difficult to slide between the tick and the dog.
<b>TICKCHECK PREMIUM TICK REMOVER KIT</b> \$20		Two stainless steel tools: One is tweezers. One is a tool with a V-shaped slot	Not recommended. We don't recommend tweezers, and V-shaped slot on the other tool is far too wide at base to capture small ticks.

## Tick Tool Time

There are any number of tick-pulling tools on the market. Many of them are basically tweezers. They may have longer stems or sharper points than tweezers meant for other purposes, but they all pose the risk of squeezing the tick as you grasp it hard enough to pull it out.

The superior tools for this purpose all have the V-shaped slot that you wedge the tick's body into, effectively using its ... shoulders? ... as leverage for when you pull.

The best tick-pulling tools have a few specific attributes that increase their effectiveness:

They are made of a strong yet thin material. The tool has to be thin enough to slide between the tick's body and the dog's skin, along both sides of the tick's ... neck?

They are possessed of a V-shaped slot that is narrow enough at the bottom of the V to trap and leverage against the narrowest of tick ... shoulders? (The tick's body, basically.) If the V is not vanishingly narrow at the bottom, the tool won't capture the tiniest ticks.

They are of a size and shape that is easy for even thick-fingered people to grasp securely and that can be slid under the tick's body easily.

We tested several tick-removal tools with V-shaped slots, and our favorites are described in the image above. We purchased all of these products on Amazon. We like to support local pet supply stores, but these products are rarely found in stores.

For many more tips and tricks to keep your dog as healthy as possible, check out The Complete Healthy Dog Handbook. Exceedingly clear and thorough, this book covers every aspect of preventive care, nutrition, exercise, illness, and first aid.



### **Club Events Calendar**

**August 9 Ron Halling Workshop**  
**August 14 Membership Meeting**

**Sept 4-6 GSDCMSP Agility Trial**  
**Sept 11 Membership Meeting**  
**Sept 13 Ron Halling Workshop**  
**Sept 19-20 GSDCMSP Herding Trial and**  
**Farm Dog Certification - Polly Simpson's**  
**Sept 27 GSD Fun Day- Animal Inn**

**Oct 24-25 Obedience/Rally Trial Animal Inn**

### **GSDCMSP Class Schedule**

Training resumes with various classes in September. After we get rolling, we will resume the regular obedience classes below.

Register online. <http://gsdcmisp.org/training.html>

Ring 1

.....Various 1 night classes

Ring 3

.....Rally Julie Swinland .....6:00-7:20

.....Conformation Ginny Altman/Mike Metz.....7:30

**Training Director:**

**[kmorris4369@hotmail.com](mailto:kmorris4369@hotmail.com)**

**Social Distancing and Masks (for humans) are Required in and around the Animal Inn building.**